



**Workbook
Answer Key**

Unit 01 Weather

p.04

B Read and match.

1

2

p.05

C Trace and say.

Are you OK?

I'm OK.

D Trace and draw your face. Then say.

Are you OK?

I'm OK.

p.06

A Check and match. Then trace.

1 hot cold warm

2 warm cool hot

3 warm hot cool

4 cold cool cold

p.07

B Read and find. Then circle.

1 It's cool.


2 It's hot.

3 It's cold.

4 It's warm.

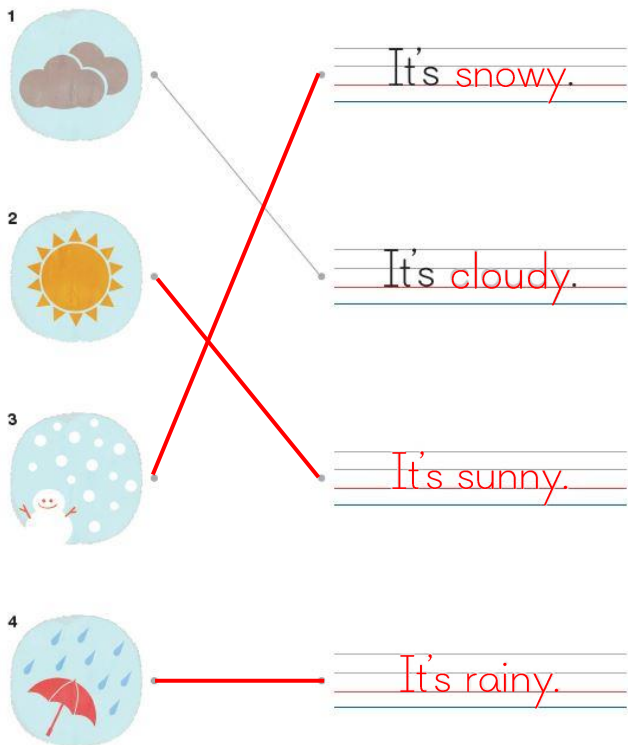
p.08

A Trace and write the numbers.



p.09

B Match and trace.




p.10

A Write the numbers and say.

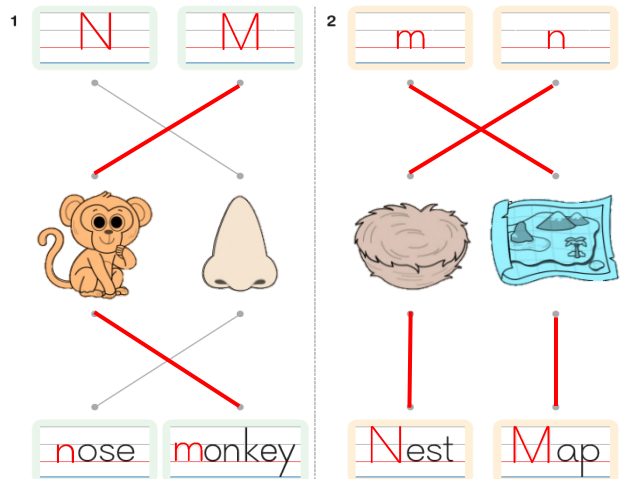


p.11

B Say and circle.





C Trace and match. Then color.





Unit 02 My Body

p.12

B Read and match.

1 Are you OK?  

2 Please, be quiet.  

(Note: Red lines connect 'Are you OK?' to the boy with glasses and 'Please, be quiet.' to the girl with red hair.)

p.13

C Trace and write the number. Then say.

Please, be quiet.


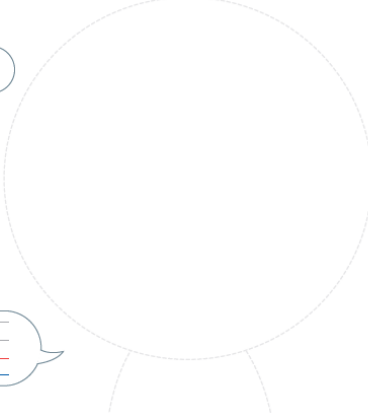
1

1 I'm sorry.
2 That's OK.



D Trace and draw your face. Then say.


Please, be quiet.






I'm sorry.


p.14

A Trace and match.

1 ears 

2 mouth 

3 nose 

4 eyes 

(Note: Red lines connect 'ears' to the boy's face, 'mouth' to the lips, 'nose' to the nose, and 'eyes' to the boy's face with arrows.)


p.15

B Read and write the numbers.

- 1 I have one mouth. **4**
- 2 I have two eyes. **2**
- 3 I have one nose. **3**
- 4 I have two ears. **1**

p.16

A Trace and write the numbers.



p.17

B Match and trace.

1 How many legs?

2 How many feet?

3 How many hands?

4 How many arms?

I have two feet.

I have two arms.

I have two legs.

I have two hands.

p.18

A Write the numbers and say.



p.19

B Say and circle.

1 p o P O

2 P O O p

3 O p P O

4 p P o O

C Trace and match. Then color.

1 P O

o p

octopus panda

Pot Ox

Unit 03 At the Park

p.20

B Read and check.



Thank you.

I'm sorry.

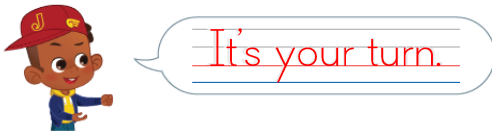


Thank you.

I'm sorry.

p.21

C Trace and say.



D Trace and draw Ella's face. Then say.



p.22

A Trace and match.

1 flower

2 bee

3 tree

4 bird



p.23

B Read and find. Then color.



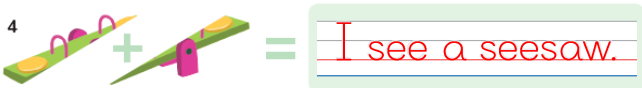
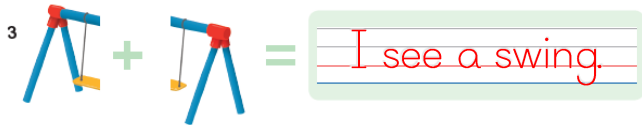
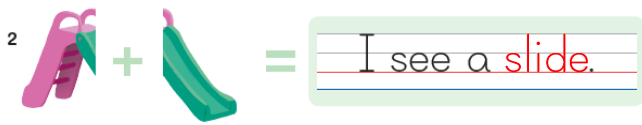
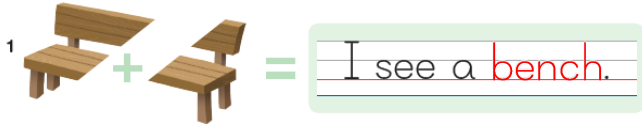
p.24

A Trace and write the numbers.




p.25

B Look and trace.



p.26

A Write the numbers and say.

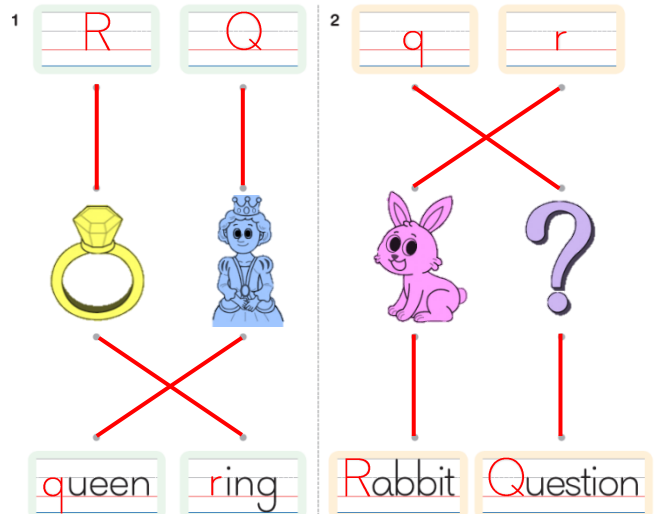


p.27

B Say and circle.



C Trace and match. Then color.



Unit 04 My Things

p.28

B Read and check.



- I'm sorry.
- Thank you.
- Good idea.
- That's OK.

p.29

C Trace and write the number. Then say.

Let's share.



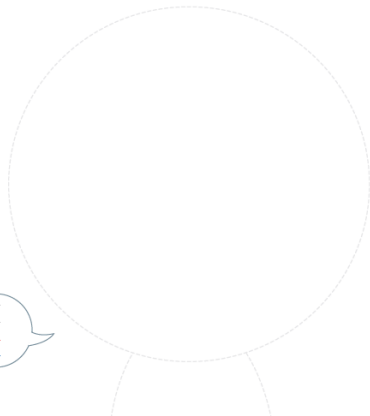
- 1 You're welcome.
- 2 Good idea.

D Trace and draw your face. Then say.

Let's share.



Good idea.



p.30


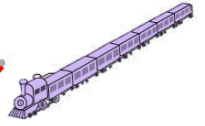
A Trace and match. Then color.

1 short

2 long

3 big

4 small



p.31

B Read and write the numbers.

1 It's small.

2 It's long.



3 It's short.

4 It's big.



p.32

A Trace and circle.

1  old 


2  new 

3  clean 


4  dirty 

p.33

B Trace and check.

1  Is it new?
 Yes, it is. No, it isn't.

2  Is it old?
 Yes, it is. No, it isn't.

3  Is it clean?
 Yes, it is. No, it isn't.

4  Is it dirty?
 Yes, it is. No, it isn't.

p.34

A Write the numbers and say.


1 Let's share. 2 Is it small?


1 Good idea.


2 No, it isn't. It's big.


p.35


B Say and circle.


1  P N **R**

2  M **O** P


3  Q **M** N


4  **n** p o


5  r m **p**


6  n **q** r

C Color and trace. Then say.

1  pot

2  octopus



3  ring



4  map

Unit 05 At school

p.36

B Read and match.

1 Let's share.  



2 Hurry up!  


p.37

B Trace and say.



C Trace and draw your face. Then say.



 







p.38

A Trace and match.

1  

2  

3  

4  

p.39

B Read and find. Then circle.

1 I can write.

2 I can count.

3 I can draw.

4 I can read.

p.40

B Trace and write the numbers.

What can you do?

p.41

B Trace and match.

1 I can jump.

2 I can walk.

3 I can clap.

4 I can run.

p.42

A Write the numbers and say.

1 I can run. 2 Hurry up! 3 What can you do?



What can you do? 1

3 I can jump.







Let's go! 2 OK.

p.43

B Say and circle.

1  s T t S	2  T t S s	3  t S s T	4  s T S t
---	--	---	---





C Color and match. Then trace.

1  	2  
	
tent snake	Tiger Sun
T S	s t

Unit 06 My Clothes

p.44

B Read and match.

1 	
2 	

p.45

C Trace and write the number. Then say.

Please help me.

1

1 Sure.
2 Good idea.

D Trace and draw Jacob's face. Then say.





Please, help me.

Sure.



p.46

A Trace and match. Then color.

1 jacket	
2 dress	
3 T-shirt	
4 skirt	

p.47

B Read and find. Then circle.

1 I have a T-shirt.



2 I have a dress.



3 I have a skirt.



4 I have a jacket.



p.48

A Trace and write the numbers.

What do you have?



p.49

B Match and trace.

1 I have shoes.

2 I have pants.

3 I have shorts.

4 I have socks.



p.50

A Write the numbers and say.

1 What do you have? 2 Please, help me.


Sure.


I have pants. I have shoes.





p.51


B Say and circle.


1  V U v U

2  U w u W

3  w V v W



4  u W U w

5  V U v U



6  v w W V

C Trace and match. Then color.

1 V W | u w

watch violin


2 u w |  


Wolf Up

Unit 07 At the Farm

p.52

B Read and check.

1 Please, help me. 

2 Be careful! 

Sure.

Thank you.

You're welcome.

Oh, thank you.


p.53


C Trace and say.

 Be careful!

 Oh, thank you.

D Trace and draw your face. Then say.


 Be careful!





Oh, thank you.


p.54


A Trace and match.


1 a hen 

2 goats 

3 rabbits 

4 hens 

5 a rabbit 

6 a goat 

p.55

B Read and find. Then color.

1 They are hens.

2 They are goats.

3 They are rabbits.

p.56

A Trace and write the numbers.

1

2

3

What are they?

P.57

B Match and trace.

1

2

3

They are horses.

They are ducks.

They are cows.

P.58

A Write the numbers and say.

1 What are they? 2 Oh, thank you.

Be careful!

2


1

They are hens.


They are not hens. They are ducks.


p.59


B Say and circle.


1  z y Z Y

2  x X z Z



3  Y X y x



4  Y x y X

5  Z Y y z

6  x Z X z

C Trace and match. Then color.

1  zebra fox 

2  Zoo Yogurt 

Unit 08 Fruits

p.60

B Read and check.

1  Be careful! I'm OK. Oh, thank you.




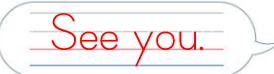
2  See you later. Good idea. See you.

p.61

C Trace and write the number. Then say.

    1 See you. 2 Sure.

D Trace and draw your face. Then say.

p.62

C Trace and match. Then color.

1 melons

2 bananas

3 an apple

4 a melon

5 a banana

6 apples

p.63

B Read and find. Then circle.

1 I like bananas.

2 I like melons.

3 I like apples.

p.64

A Trace and color.

1 a lemon

2 lemons

3 a pineapple

4 pineapples

5 a watermelon

6 watermelons

p.63

B Trace and check your answer.

1 Do you like pineapples?



- Yes, I do.
- No, I don't.

2 Do you like lemons?



- Yes, I do.
- No, I don't.

3 Do you like watermelons?







- Yes, I do.
- No, I don't.

p.66

A Write the numbers and say.







1 No, I don't. 2 Do you like apples? 3 See you.

C Color and trace. Then say.

1  fox	2  van
3  yo-yo	4  zebra

p.67

B Say and circle.

1  S Y U	2  x w z	3  S Z T
4  V U Y	5  t w x	6  u z y